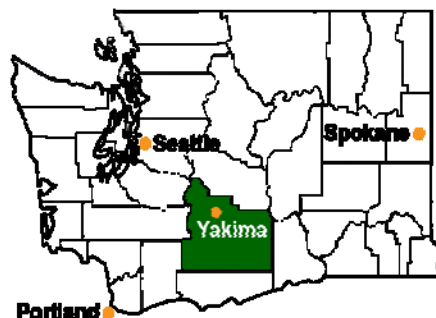


YAKIMA COUNTY PROFILE

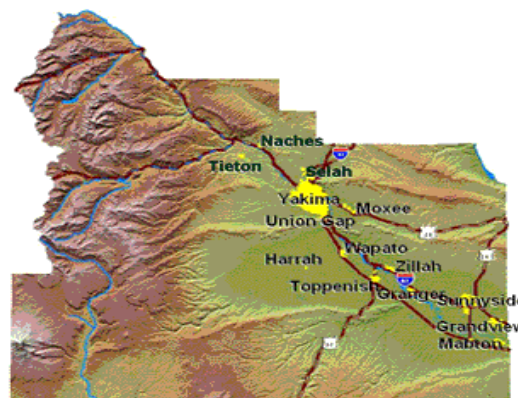
Population	Government
Labor	Transportation
Economy	Utilities

Location

Yakima County is located in South Central Washington State. It is bounded to the north by Kittitas County, to the south by Klickitat County, on the west by Thurston, Lewis and Skamania Counties and the east by Benton and Grant Counties. The geography varies from densely timbered, mountainous terrain at the crest of the Cascade Mountain Range in the west to rolling foothills, broad valleys, and arid sagebrush covered regions to the east to fertile valleys in the central and southern parts of the County that has made agriculture the staple of the economy over the last 100 years. The highest point in the county is Mount Adams at 12,277 feet (3,742 meters) above sea level. The City of Yakima sits at 1,068 feet.



Yakima County is 4,296 square miles, or approximately 2.75 million acres, making it the second largest county in Washington. Three entities own over 1.7 million of the total acres of Yakima County. The City of Yakima, the tenth largest city in the State, contains over 35% of the population (81,710). 90% of the States population is within a 3-hour drive from Yakima.



Land Owner	Acres Owned
Yakama Nation	1,074,174
U.S. Forest Service	503,726
Military Reservation	165,787

The County derives its names from the regional Yakama Indian tribes. There are several theories on the meaning of "Yakima," including a native legend about a Chief's daughter from Moxee who fled from her home after breaking tribal rules. The word Yakima in this legend means "runaway." Others believe "runaway" refers to the rivers that surround the valley. Yakima has also been interpreted to mean "well-fed people."

Climate

Yakima has four distinct seasons. Sunshine is the norm in Yakima County, an average of 300 days per year. Average precipitation is 8 inches a year, of which 24 inches occurs as snowfall in the months of November, December, and January. The average temperature in the winter is 37°, spring 63°, summer 88°, and fall 64°. This perfect weather makes Yakima a leader in Agricultural products, wine growing, outdoor recreation & tourism.

Demographics

Yakima is the largest city in the county. In addition to the permanent resident base, the county has a large seasonal population related to the agricultural industry. This temporary population has been estimated at up to 50,000 during peak activity.

Area Population	2000 Census	2006	Estimate 2010
County	222,581	231,800	239,436
Unincorporated	93,216	86,270	90,685
Incorporated	129,365	146,334	148,751
Grandview	8,377	8,840	9,053
Granger	2,530	2,880	2,948
Harrah	542	630	655
Mabton	1,891	2,075	2,148
Moxee	821	1,800	1,362
Naches	643	761	785
Selah	6,310	6,840	7,010
Sunnyside	13,905	14,930	15,298
Tieton	1,154	1,195	1,232
Toppenish	8,946	9,015	9,360
Union Gap	5,621	5,685	5,923
Wapato	4,582	4,540	4,716
White Swan	2,651	2,798	2,902
Yakima	71,845	81,710	82,659
Zillah	2,198	2,635	2,699

Total County Population by Age

Age	2006	Estimate 2010
0-19	76,482	77,023
20-24	17,122	13,962
25-54	87,812	92,795
55-64	23,541	27,213
65+	26,843	28,443
Total	231,800	114,828

The median age in 2006 was 32.39, with median age of men being 31.15, women 33.70.

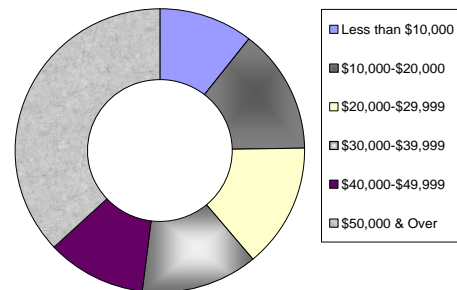
Classification	2003
Speaking English only	134,009
Speaking language other than English	69,461
Speaking Spanish at home	65,673
Other languages	2,079
Asian and Pacific Islander	778
Speaking Indo-European	931

Income	
2006 Median Household Income	\$41,862
2005 Per Capita Income	\$25,336
2006 Annual Covered Wage	\$28,383

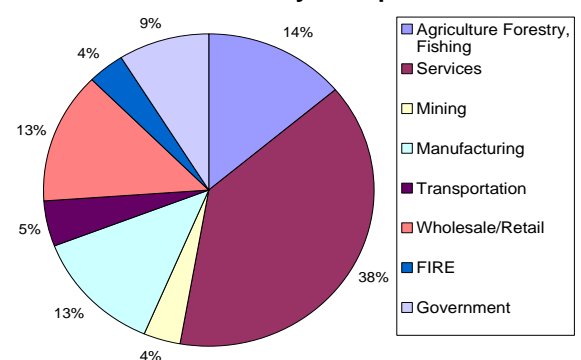
Ethnicity

Classification	2006
White	209,353
Black	3,011
Native American	11,579
Asian/Pacific Island	3,474
Two or More Races	4,383
White persons, not Hispanic – included in above totals	123,898
Hispanic Population included in above totals	95,379
Total	231,800

2005 Income Distribution



2004 Income by Occupation



Sources of Personal Income - 2005 (000's)

Total Personal Income	\$5,850,933
Net Earnings	\$3,662,839
Personal Current Transfers	\$1,318,722
Investment, Dividends, Rent	\$ 869,372
Income Maintenance	\$ 174,696
Unemployment Insurance	\$ 40,217
Retirement/Transfer Pmts	\$1,103,809
Non-Farm Proprietors Income	\$ 363,801
Farm Proprietors Income	\$ 128,481
Earnings by place of work	\$4,148,234
Wages/Salaries	\$2,991,268
Other Labor	\$ 669,684
Proprietors	\$ 487,282

Structure of Economy

Agriculture

In 2006 Yakima County had 558,000 acres of private land used for agriculture. As the state's leading agricultural county (\$850 million per year), Yakima has a large and highly varied farm base, complemented by diverse non-agricultural interests. The 2006 Census of Agriculture ranked Yakima County as the State's number one producer of corn, spearmint, peppermint and grapes and one of the top producers of sweet cherries. Farmers in the Yakima Valley harvest 40 million pounds of hops annually – **20% of the world's supply**. (Only Germany produces more). Yakima's wine industry has gained national awareness, producing blue ribbon varieties of Riesling, Merlot, and Syrah wines. Yakima produces 29% of the **nation's** cherries, 42% of the **nation's** pears, and 38% of the **nation's** concord grapes. Yakima County has the largest inventory of bee colonies, cattle and sheep of any county in the state. Washington ranked first in the **nation** for milk production per cow

Non-Agricultural Industries

During 2006, on an annual average basis, the Yakima County economy experienced the fastest non-agricultural job growth rates they have had in the last five years, adding 2,700 new jobs for a robust annual average job growth rate of 3.3 percent

Wholesale/Retail Trade

Trade comprises 22 percent of the non-farm employment, or 13,000 jobs. Yakima County has a high concentration in wholesale trade (i.e. fresh fruit packing houses) reflecting warehousing of food products. They added 700 jobs in 2006; retail sales for the county were over 2.6 billion.

Construction, Mining, Forestry

Construction accounts for the vast majority of jobs in this category. Residential and commercial real estate sales increased 1.2% in 2006, allowing the construction industry to add 400 new jobs.

Services

The Services industry is the largest employment group in Yakima County employing about 66,500. Health care comprises 19% of this growing industry, reflecting Yakima's importance as a regional medical center.

Government

Over 21% of the county's non-farm work force is in government. Of the three levels of government (federal, state and local) the largest numbers of employees are in the local level, specifically in the elementary and secondary school system. The Yakima Training Center, located seven miles north of Yakima, is the Army's premier maneuver training area in the Northwest and has 325 permanent military/civilian personnel.

Manufacturing

Closely tied with Washington's agricultural tradition is value added manufacturing processes with specific focus on food processing. These activities include milling, blending, packaging, canning, freezing, processing, manufacturing, and refining end products for industrial, business and consumer production. Food processing represents about 40 percent of the manufacturing sector. It's more than 250 firms employ nearly 10,000 workers, and, in 2006, the gross sales for Yakima's food processors exceeded \$1.4 billion. A significant share of manufacturing employment stems from the agricultural sector but lumber & wood products, non-electrical machinery, paper and allied products, transportation equipment, metals, plastics, and fabricated metal products all have a significant impact. Bio-fuel is an emergent industry with a bright future in Yakima County, and includes bio-diesel, bio-gas and ethanol products.

Top 16 Employers - 2007

Company	FTEs
Yakima Valley Memorial Hospital	1500
Yakima School District, No. 7	1001
Yakima County	1000
Yakima Regional-HMA	941
Sno-kist	851
Wal-Mart	825
Washington Beef Inc./AB Foods	725
City of Yakima	623
Western Recreational Vehicles Inc.	600
Yakima Valley Community College	590
Yakama Nation Legends Casino	573
Shields Bag & Printing	525
Tree Top	475
Yakima Training Center	415
Quality Transportation	410
West Valley School District #208	408

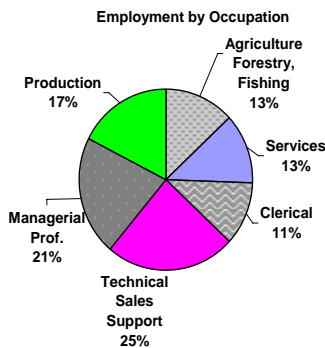
2005-# Firms, Employees & Covered Wages Paid (000)

Ag, Forestry & Fishing	1,340	20,913	\$376,401
Mining/Construction	602	3,232	98,387
Manufacturing	240	8,903	312,217
Transportation, Warehousing, Utility	223	3,051	109,029
Trade (Wholesale/ Retail)	858	13,292	349,357
Finance, Insurance, Real Estate, Information	403	3,667	129,576
Services	3,503	26,073	643,393
Government	136	16,614	602,410
Totals	7,305	95,745	\$2,620,771
	Firms	Employees	Wages

Labor Analysis

Washington State ESD reports the annual average unemployment rate in Yakima County has dropped for the last three years. Nonagricultural employers in Yakima County provided 79,600 jobs in December 2006, a 4,100-job increase over the corresponding month in 2005. During 2006, on an annual average basis, the Yakima County economy experienced the fastest nonagricultural job growth rates it has had in the last five years, mainly due to nonagricultural industries that are

dependent on the fortunes of agriculture (warehouses, trucking fruit, etc) The 2006 unemployment rate of 7.2 percent is the lowest annual average unemployment rate on record all the way back to 1990. Strong hiring in the nonagricultural sector of the local economy throughout 2006 helped offset the softer agricultural labor market, keeping the annual average unemployment rate so low in Yakima County.



Work Status for Person 16 & Over

Total Workforce	Labor Force	Employed	Un-employed
2006	118,800	113,300	8,553
			7.2%
Total Workforce	Total Firms	Average Employment	Average Annual Wage
2006	7,378	98,309	\$28,383

Nonagricultural Wage and Salary Workers by Number of Employees

INDUSTRY	2007	2006
Total Non-farm	79,590	79,600
Total Private	62,100	62,100
Goods Producing	12,920	13,120
Natural Resources, Mining & Construction	4,100	3,999
Manufacturing	8,821	9,121
Durable Goods	3,521	3,921
Non-Durable Goods	5,300	5,200
Service Providing	66,670	66,670
Wholesale Trade	4,250	4,650
Retail Trade	9,940	9,940
Trans. & Public Utilities	3,050	3,550
Professional/Business	4,560	4,160
Health/Social Services	12,560	12,360
Leisure/Hospitality	7,200	6,700
Services & Misc.	7,710	7,810
Government	17,400	17,500
Federal Govt.	1,310	1,310
State & Local Govt.	16,090	16,190

May 2007 Salary Information

	Entry Level	Mean Hourly	Hourly - Fully Experienced	Mean Yearly
Bookkeeping, Accounting, Auditing Clerk	\$11.92 hr	\$14.63	\$20.24	\$30,340
Truck Drivers, Light & Heavy Delivery	\$ 9.21 hr	\$11.71	\$16.53	\$24,357
Sales Reps, Wholesale & Manufacturing	\$13.82 hr	\$25.42	\$37.73	\$52,874
Sheet Metal Workers	\$13.13 hr	\$20.61	\$29.89	\$42,868
Purchasing Agents -Wholesale, Retail	\$18.00 hr	\$26.60	\$29.53	\$55,328
First-line Manager/Supervisors - Production	\$16.80 hr	\$22.57	\$31.99	\$46,945
Human Resources, Labor relations	\$17.77 hr	\$26.38	\$34.98	\$54,870
Computer-controlled Machine Tool Operators	\$ 9.73 hr	\$13.93	\$17.74	\$28,974
Structural Metal Fabricators & Fitters	\$10.04 hr	\$14.52	\$19.56	\$30,202
Welders, Cutters, Solderers & Blazers	\$10.32 hr	\$15.09	\$21.47	\$31,387
Machinist	\$13.62 hr	\$17.13	\$22.60	\$37,086
Truck Driver, Heavy or Tractor Trailer	\$13.18 hr	\$15.80	\$21.82	\$31,574

Education

Yakima County offers a complete range of educational resources. Options range from a private technical college and major university to a number of specialized vocational training programs. Parents can choose from a wide variety of public and private educational settings for their children.

Primary & Secondary Education

Public School Districts	Enrollment (2006-2007)
East Valley	2,751
Grandview	3,229
Granger	1,462
Highland	1,177
Mabton	940
Mt. Adams	1,015
Naches Valley	1,525
Selah	3,467
Sunnyside	5,742
Toppenish	3,317
Union Gap (K-8)	593
Wapato	3,373
West Valley	4,774
Yakima	14,298
Zillah	1,300
Total	48,963

Private schools	Enrollment (2006-2007)
Yakima	1,105
Grandview	32
Naches	29
Sunnyside	305
Toppenish	90
Zillah	69
East Valley	510
West Valley	276
Mt. Adams	42
Total	2,458

Education Levels of Population

Persons 25 years and older 2004

Years of school completed	Percentage
Less than 9th grade	14.3%
4 or more years of high school	59.1%
4 or more years of college	26.6%

Number of Districts	15
Total Operating Revenue	\$365,603,511
Total Selected Expenditures	\$232,227,292
School Apportionment - 2005	\$329,575,062

Higher Education

Over 18,000 people are enrolled in higher education in area colleges and vocational-technical schools. The largest school in the region is Central Washington University, located within commuting distance in nearby Ellensburg.

Institute	Enrollment 2006-2007
Central Washington University	9,880
Yakima Valley Community College	6,400
Heritage College	1,400
WSU Learning Center	200
Perry Technical Institute	450

Central Washington University

CWU is a branch of the state of Washington's higher education system. It is a 4-yr university offering undergraduate degrees in arts and sciences, business, professional education, certain technical fields, and graduate degrees at the master's level in arts and sciences and professional education.

The Intercollegiate College of Nursing is one of the state delivery sites for for Nursing Education through the the Washington Higher Education Telecommunication System (WHETS). It provides interactive video courses for undergraduate and graduate level curriculum.

Yakima Valley Community College

YVCC is a public two-year institution offering 58 programs of study. It provides lower division college arts and sciences, university transfer, and vocational & technical education. YVCC has been designated as a Hispanic-Serving institution by the US Dept. of Education, a Center of Excellence for Allied Health by the State Board of Community & Technical Colleges, and is a participant in "Achieving the Dream," an initiative to help more students succeed.

Washington State University Learning Center

is a Higher Education Center offering four-year and postgraduate degrees in partnership with Central Washington University and Washington State University. It is located on the campus of Yakima Valley Community College.

Heritage University

Heritage is a private four-year institution whose major fields of concentration are teacher education, business administration, and social sciences.

Perry Technical Institute

Perry Tech is a privately endowed, non-profit institute that offers a nationally recognized vocational/technical program. In cooperation with Central Washington University, it offers extension programs in engineering, robotics, and other technology.

Government

Yakima County has a County Commission with three elected commissioners. The City of Yakima has a City Manager, a seven-member City Council and serves as the county seat. There are 15 incorporated towns within the County that are governed by town councils. Yakima County maintains 1,737 miles of roads, a large majority of which are oiled or gravel. There are 12 County Fire Districts that operate outside the Valley's major towns or cities. Over 600 paid and volunteer firemen help run these rural fire stations. Yakima County maintains a jail facility with an average monthly inmate population of over 600.

Prop Tax 1.30% 1.30% 1.64%

Tax Rates 2007

Washington State Sales Tax	6.5 %
Yakima City Local Tax	1.7 %
Other City Local Tax Rates	1.4 %
Real Estate Tax	.0025 %
Sales/Use Tax	.05 %

Yakima County Building Permits

Year	# Permits Issued	\$Value-Millions
2006	2,207	\$ 145.6
2005	1,260	\$ 145.3
2004	1,180	\$ 136.1

Yakima County General Fund - Revenues & Expenditures

Revenue By Source	2005
Taxes	\$ 28,470,045
Licenses & Permits	265,856
Intergovernmental Rev	19,920,851
Charges for Services	6,027,843
Fines & Forfeits	1,726,193
Misc Revenue	2,667,678
Total Revenue	\$59,078,466

Retail Sales-City and County

Year	City of Yakima	County-wide
2006	\$ 1,427,555,564	\$ 2,653,521,999
2005	\$ 1,350,618,320	\$ 2,503,737,175
2004	\$ 1,307,845,725	\$ 2,411,255,348
2003	\$ 1,246,026,000	\$ 2,294,202,000

State and Local Tax Structure

Washington State uses sales and use taxes, business and occupation (B&O) taxes, gas taxes and property taxes to generate a predominate share of overall state revenue. The state's tax structure is relatively stable when tracked against changes in personal income. Washington State has no corporate income, unitary, or inventory tax. There is also no tax on interest, dividends, or capital gains. The business and occupation tax is based on gross receipts generated within the state. Local governments work within the state tax collection system. A portion of local property taxes and sales taxes is also retained by Yakima County. Total Assessed Value of all Taxable Property in 2006 = \$12,599,607,728. Total Property Tax Collected 2006 = \$143,094,396

Expenditures by Function	2005
General Government	\$ 14,328,766
Security of Persons & Property	32,963,773
Physical Environment	180,734
Transportation	17,069
Economic Development	1,699,367
Mental & Physical Health	505,869
Culture & Recreation	408,922
Judicial	6,105,197
Capital Outlays	220,179
Total Expenditures	\$ 181,595,769

Average Property/ Tax Levy Rates \$/000

Year	2005	2006	2007
Levy Rate	13.07	12.69	12.61

Housing – Yakima County

Housing Snapshot – May 2007

# Residential Sales	166
Median Price	\$152,000

Cost of 2,200 sq. ft. Single Family Home

Area	Cost	Area	Cost
Yakima	\$145,858	Spokane	\$207,321
Tri-Cities	\$225,125	Seattle	\$341,333
Tacoma	\$255,250	Bellevue	\$491,666

2007 Average Sale Price by Category

Residential	\$145,858
Multi-Family	\$154,850
Commercial	\$399,513
Agriculture	\$250,534
Orchard	\$239,854

Units Available for Sale – May 2007

Single Family Units Available	130
Condo's available	30

Current Housing Availability May 2007

Description	#	Avg List price
5 Bedroom - all areas	49	\$240,666
4 Bedroom – all areas	180	\$197,568
3 bedroom – all areas	450	\$155,749
1-2 bedrooms – all areas	245	\$101,482
All homes on the market	924	\$150,628
Manufactured Home, with land	58	\$108,815

Rental Information - 2007

Description	Average Cost (Yakima)
Home (s)	
One Bedroom	\$450 - \$600
Two Bedroom	\$550 - \$850
Three Bedroom	\$750 - \$1200
Duplexes	
One Bedroom	\$525
Two Bedroom	\$625
Three Bedroom	\$950
Apartments	
Studio	\$350 - \$450
One Bedroom	\$385 - \$445
Two Bedroom	\$475 - \$745
Three Bedroom	\$750 - \$1,150

ACCRA Cost of Living Index - Selected Cities – 4th Qtr 2006

Weight	Cost	Yakima WA	Seattle WA	Portland OR	Spokane WA	Tri-Cities WA
100%	Composite Index	88.6	115.3	121.1	97.9	93.6
14%	Grocery Items	106.8	111.9	113.4	100.3	91.0
29%	Housing	64.7	133.7	135.0	88.1	83.8
10%	Utilities	76.1	95.3	106.0	85.5	82.1
10%	Transportation	102.0	109.6	120.4	113.6	100.6
4%	Health Care	125.9	122.7	109.9	108.8	113.7
33%	Misc. Goods & Services	101.5	108.4	118.6	102.7	101.9

Seattle statistics are from 2nd Qtr 2006. More current information is not available.

Banking/Financing

Yakima County has 167 banks and financial institutions. This includes nine commercial banks with 44 branches, one savings and loan with four branches, one savings bank with six branches and ten credit unions with 13 branches. Combined total deposits are \$2+ billion. The local business community has access to comprehensive financial services including assistance with international business transactions.

Several non-traditional finance programs are available to businesses and entrepreneurs. Micro-loans from \$1000-\$25,000 are available to emerging businesses that complete a certified training program. Other loan programs such as Small Business Administration [SBA], State Development Loan Fund, Industrial Revenue Bonds and others offer financing ranging from \$10,000-\$10,000,000. Most of these programs operate in conjunction with a commercial banking institution and the borrower will usually have to obtain credit approval from a bank to access these programs.

Community Facilities

Health Care

Yakima County, the region's medical center, has five hospitals and a number of clinics. The largest two hospitals, *Yakima Regional Medical Center and Yakima Valley Memorial Hospital*, are located in the city of Yakima. Yakima Regional was named among the top 100 cardiovascular hospitals in the nation and also has a hospital in *Toppenish*. *Sunnyside Community Hospital* serves the Lower Valley and is a critical access hospital with a 24 hour emergency room, 4 bed Intensive Care Unit, Medical Surgical Floor, Family Birth Center, Operating Rooms, Laboratory and Diagnostic Imaging (X-Ray, CT Scan, Mobile MRI, Ultrasound, Nuclear Medicine, Bone Density Scan). *Children's Village* is a comprehensive medical facility designed for children with disabilities and special health needs. *North Star Lodge* provides total care outpatient cancer treatment. The *Yakima Regional Cancer Care Center* was opened in 2000 to provide a one-stop location for a wide range of out-patient cancer services. Approximately 275 physicians from 36 medical specialties support these hospitals, providing surgical, general medical, oncology, coronary care, intensive care, pediatric services and maternity.

Worship

There are over 250 churches in Yakima County. The variety includes divisions of Christianity, Catholicism, and non-denominational practices.

Media

Newspapers

Publication	Frequency	Circulation
Yakima Herald Rep.	daily	43,000
Daily-Sun News	daily	4,000
VIVA	weekly	9,000
Toppenish Review	weekly	6,400
Grandview Herald	weekly	2,500
Wapato Independ't	weekly	2,000
Yakima Bus Journal	monthly	6,000
Yakima Bus Times	Monthly	6,000
Valley Press	weekly	22,000
Centr'l Wa S. Times	weekly	19,000

Television Stations

Station	Affil.	L-Local C-Cable
KIMA	CBS	L29/C6
KNDO	NBC	L23/C4
KAPP	ABC	L35/C2
KYVE	PBS	L47/C8
KCYU	FOX	L68/C3

Radio Stations

Station	Frequency	Category
KYXE	AM1020	Spanish
KJOX	AM980	Classic Hits
KMWX	AM1460	Oldies
KIT	AM1280	News/Talk
KATS	FM94.5	Rock
KXDD	FM104.1	Country
KQSN	FM92.9	Country
KFFM	FM107.3	Contemporary
KSOH	FM89.5	Christian
KYAK	AM930	Christian
KRSE	FM105.7	Soft Rock
KENE	AM1490	Spanish
KREW	FM99.3	Oldies
KDNA	FM91.9	Spanish
KZTA	FM96.9	Spanish

Transportation

Major highway system

Interstate 82 runs through the heart of Yakima County. The modern freeway links with Interstate 90 at Ellensburg, just 35 miles north of Yakima and Interstate 84 to the south. I-90 connects Seattle with New York City. Major highways include US Routes 12 and 97, and State Routes 22, 24, 241 and 410.

Local Transit

Yakima Transit buses connect Yakima, Selah and Union Gap with all downtown services. Buses run every 20 minutes.

Airport

General aviation service is available at Yakima Air Terminal, Sunnyside Airport, and Buena Field. Yakima has a 7,603 and a 4,239 foot asphalt runway. Sunnyside has a 3,500 foot asphalt runway, while the Buena runway is 2,600 feet of turf. Yakima is served by Horizon Air with 6 flights daily to Seattle and by Delta Airlines with 4 flights daily to & from Salt Lake City. There are two full service fixed base operators on the airfield. Airfreight service is available from Federal Express and UPS.

Motor freight carriers

Within Yakima County there are 10 trucking firms for heavy hauling, 1 for liquid or dry bulk, 2 for local cartage, and 38 for motor freight.

Railroads

Rail shipment to and from Yakima County is available via Burlington Northern Santa Fe railroad with 292 active spurs throughout the county.

Ports

Puget Sound is three hours from Yakima County and provides major international ports on the Pacific Ocean. Inland ports are available within two hours on the Columbia River.

Bus service

Greyhound Bus Lines serve daily routes from Grandview, Sunnyside, Granger, Toppenish, Wapato, and Yakima to Seattle, Pasco, and Portland.

Utilities

Electric

Hydroelectric dams on the Columbia and Snake Rivers provide Washington State with the lowest rates in the nation. Yakima County is served by two electric utilities, Pacific Power, an investor-owned utility, and the Benton County Rural Electric Association.

Natural Gas

Cascade Natural Gas Corporation distributes natural gas throughout Yakima County with service available for all types of installations. An ample supply of natural gas from U.S. and Canadian sources is expected to meet all anticipated future demand.

Solid Waste Disposal

Solid waste collection service is available throughout the county either by municipal systems or private companies. There are three solid waste landfills and two transfer station within Yakima County. The area has recycling centers for a number of items.

Water

There are 16 municipal/public water systems in the county. Through interagency agreements, they are able to meet water demands in a more efficient manner.

Wastewater

Each city operates its own wastewater collection system. The Port of Sunnyside operates a system dedicated to the treatment of industrial waste. The regional treatment plant operated by the City of Yakima has a delegated industrial pretreatment monitoring program in place.

Telecommunications

Advanced telecommunication services are available in Yakima County. Competition between local providers has helped improve telecommunications infrastructure dramatically over the past few years. Extensive fiber optic cables are in place in most of the major communities in the region, including Yakima. These fiber-based delivery systems are supported by four different state-of-the-art digital switches. These multimillion dollar investments allow businesses to tap into broadband services that are increasingly required in today's digital economy. US West, GTE Northwest, Cowiche Telephone, Embarq, United Telephone, and Ellensburg Telephone serve Yakima County. Two cellular telephone companies serve Yakima County: Cingular/AT&T and U.S.Cellular.

Culture/Recreation

Yakima County offers an almost limitless variety of recreational opportunities. Twelve ski resorts within a few hours drive offer excellent downhill and cross-country skiing. 71 lakes, 14 rivers and numbers streams offer stream and lake fishing, white water rafting, boating, swimming, windsurfing and water skiing. Upland bird and big game hunting, backpacking, hiking, bicycling are all available in season. Golfing (three private and six public courses) challenges even the master golfer. At Apple Tree Golf Course, water hazards come into play on twelve holes. The signature hole is #17, a 180-yard, par 3, requiring a tee shot over water to an apple-shaped island green. "Golf Digest" has rated this as one of the top ten "Best in State" courses. Tennis, baseball and softball are avidly pursued sports. Park and Recreation departments offer varied year round programs for both children and adults.

Entertainment events include the annual Central Washington State Fair, Wild West Parades & Rodeos, auto racing, art fairs, and colorful community celebrations and festivals.

Yakima is the home to several semi-professional sports teams: The Yakima Bears (baseball - 2000 NWL Champions), the Yakima Reds (soccer - 2000 Western Conference Champions and 2003 Northwest Division Champions) and the Yakama Sunkings (basketball - 2003 & 2006 CBA Champions). NASCAR sanctioned stock car racing and drag racing can be experienced at the Yakima Speedway or Renegade Raceway. The *Yakima Mavericks* is the city's only football team operating out of the Evergreen Football League.

Touring professional and local performing arts are regularly presented at the beautifully restored Capitol Theatre in Yakima. The Yakima Symphony Orchestra and Chorus perform regularly, and an active community theatre group performs at the Warehouse Theatre.

There are 63 historic and culturally significant sites within Yakima County. Art galleries, libraries, Yakima Museum, Yakama Indian Nation Cultural Center and the Legends Casino, Agricultural Museums, McAllister Museum of Aviation, Fort Simcoe State Park, and the Historical Toppenish Murals enrich the cultural life in Yakima County.

Hotel & Convention Facilities

There are over 2,600 hotel and motel rooms available in the Yakima urban area. Additional facilities are available in several of the smaller communities and in more rural, secluded settings. The Yakima Convention Center offers 41,000 square feet of meeting space, free parking, on site caterers, an all-inclusive bid process that offers booking incentives, and a full range of support services.

For additional information on Yakima County contact:

Yakima County Development Association

(509) 575-1140

www.ycda.com

Economic development, sites and buildings, housing, workforce

Yakima County

1-800-572-7354

www.pan.co.yakima.wa.us

public works, permitting, planning

Greater Yakima Chamber of Commerce

(509)248-2021

www.yakima.org

business assistance and newcomer information

City of Yakima

(509) 575-6000

www.ci.yakima.wa.us

public works, permitting, community development

Yakima Valley Conf. of Governments

(509) 574-1550

www.yvcog.org

transportation, census information

Yakima Valley Visitors' and Convention Bureau

1-800-221-0751

www.visityakima.com

tourism and convention center information